





Year 3 and 4 home learning tasks Week beginning Monday 29th June



Please note, that your child should have been given login details for TT Rockstars & Read Theory prior to the school closure. They should be found in their reading diary.

<p style="text-align: center;">Arithmetic</p> <p style="text-align: center;"><u>Daily arithmetic</u></p>  <p>https://www.topmarks.co.uk/maths-games/daily10</p> <p>Follow this link to topmarks 'Daily 10'. You must select a level, then addition/subtraction or ordering. You will be able to select how long you would like to complete your 10 questions. Each day this week have a go at completing a different type of daily 10 activity!</p> <p style="text-align: center;">Please aim to work on ttrockstars.com & topmarks.co.uk for at least 30 minutes each day.</p>	<p style="text-align: center;">Maths</p> <p style="text-align: center;">Visit the following webpage: https://www.thenational.academy/online-classroom Click on 'schedule' then in the year group you are in, then scroll down to week 9, the week beginning 22nd June. Work through one lesson a day.</p> <p style="text-align: center;">Year 3: Work through the lessons for the week. This week's focus is capacity and volume.</p> <p style="text-align: center;">Year 4: Work through the lessons for the week. This week's focus is position and shape:</p> <p style="text-align: center;">Extra Challenge:</p> <div style="border: 1px solid purple; padding: 10px; margin: 10px 0;"> <p>Maths Mastery - Money</p> <p>1. How many different ways can you make the total of £2.95? You can use the same value coin more than once.</p> <p>What is the least amount of coins you could use?</p>  </div>	<p style="text-align: center;">Reading</p> <p>Read a book of your choice for at least 15 minutes each day.</p> <p>Please aim to complete at least 30 minutes of readtheory.org tasks each day</p>  <p style="text-align: center;">Miss Smith's book recommendation!</p> <p style="text-align: center;"><i>If you have read a really good book recently that you want to recommend to other children, please E-mail the office with your recommendation, letting us know why you enjoyed it!</i></p>
<p style="text-align: center;"><u>Topic: Black Lives Matter</u></p> <p>You may have seen or heard the words 'Black Lives Matter' a lot recently. To start your research, follow the link and watch the video to learn more. https://www.bbc.co.uk/newsround/528</p> <p>Choose a name from the list below. Your task is to create a fact file for one of these individuals. Who were they? What did they do? Where were they born? What are they famous for? You can always draw your own picture of them if you can't print any out at home!</p> <ul style="list-style-type: none"> - Maya Angelou - Martin Luther King - Barack Obama - Rosa Parks - Harriet Tubman - Nelson Mandela <p>Quiz:</p> <ol style="list-style-type: none"> 1) What is Black lives matter? 2) What is a protest? 3) What is racism? 4) Who was George Floyd? 	<p style="text-align: center;"><u>Writing</u></p> <p style="text-align: center;">https://www.thenational.academy/online-classroom Click on 'Schedule' then on the year group you are in, then scroll down to week 9, the week commencing 22nd June. Start at Monday. Work through one lesson a day.</p> <p style="text-align: center;">Year 3: This week you will be planning and leading up to creating your own story.</p> <p style="text-align: center;">Year 4: This week you will be planning and leading up to creating your own adventure story!</p> <p style="text-align: center;">Extra Challenge:</p> <div style="border: 2px solid orange; padding: 10px; margin: 10px 0;"> <p style="text-align: center; color: orange; font-size: 1.2em;">The Trip</p> <p style="font-size: 0.8em;">I can't believe I'm actually here. The towns below look so small and I can see for miles in every direction. The engine is whirring and there's a man in the aisle next to me eating crisps. "Don't be afraid. It's natural to be a bit nervous." Mum said before we got on board. I'm definitely not nervous now. It's brilliant!</p> <div style="border: 1px solid orange; padding: 5px; margin: 5px 0; text-align: center;"> <p>Who is speaking? Where are they? How were they feeling before getting on board?</p> </div> <p style="font-size: 0.7em; text-align: left;">twinkl.co.uk</p> </div>	<p style="text-align: center;"><u>Art</u></p> <p style="text-align: center;">ZENTANGLE</p>  <p>This activity will get you experimenting with drawing different patterns.</p> <p>Split up your A4 page into different sections. You may want to draw out from the centre of the page to form a spiral pattern. In each section you should use a different pattern. Use the images below for inspiration for your own zentangle!</p> <p style="text-align: center;"><i>Research Zentangles to get more inspiration!</i></p>

