





Year 3 and 4 home learning tasks
Week beginning Monday 13th July



Please note, that your child should have been given login details for TT Rockstars & Read Theory prior to the school closure. They should be found in their reading diary.

A huge well done and thank you to those of you who have been completing these activities each week. You have done brilliantly!

<p align="center">Arithmetic <u>Daily arithmetic</u></p>  <p>https://www.topmarks.co.uk/maths-games/daily10</p> <p>Follow this link to Topmarks 'Daily 10'. You must select a level, then addition/subtraction or ordering. You will be able to select how long you would like to complete your 10 questions. Each day this week have a go at completing a different type of daily 10 activity!</p> <p align="center">Please aim to work on ttrockstars.com & topmarks.co.uk for at least 30 minutes each day.</p>	<p align="center">Maths Maths</p> <p>https://www.thenational.academy/online-classroom Click on 'schedule' then the year group you are in, then scroll down to week 11, the week beginning 6th July. Work through one lesson a day.</p> <p align="center">Year 3: Work through the lessons for the week. The week's focus is multiplication</p> <p align="center">Year 4: Work through the lessons for the week. The week's focus is to develop strategies to plan and solve problems.</p> <p>Extra Challenge: Go on TTRockstars daily. See whether or not you can move up to the next level for September!</p> 	<p align="center">Reading</p>  <p>Read a book of your choice for at least 15 minutes each day.</p> <p>Please aim to complete at least 30 minutes of readtheory.org tasks each day</p>
<p align="center">Topic: Science Aim : To explain how a plant transports water.</p> <p>https://classroom.thenational.academy/lessons/to-explain-how-a-plant-transport-water</p> 	<p align="center">Writing</p> <p>This is your final week of home learning. Your task is to write a paragraph about your favourite lockdown memory. Choose an activity that you carried out at home either on your own, with your siblings or with family and write about it. It would be lovely to read these at some point and here about the brilliant learning you have completed at home!</p> <p><i>You will need to mention:</i></p> <ul style="list-style-type: none"> - What you did - Who it was with - When you did it - How it made you feel - Where you did it <p>When you have finished: Draw an illustration for your paragraph.</p> <p>Extra challenge: Write a letter to a friend. Think of someone who you haven't been able to see in a long time (maybe even since we were last at school). Write them a letter telling them about what you have been up to, as well as asking them what they have been doing.</p>	<p align="center">Art</p> <p align="center">Optical illusions</p> <p>https://classroom.thenational.academy/lessons/optical-illusions-and-using-shading-to-show-form-b592d5</p> <p>In this lesson, you will look at an Optical Illusion artwork before creating our own. You will learn to shade in to show that an object is three-dimensional.</p> 