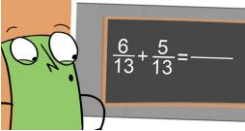






Year 5 home learning tasks
Week beginning Monday 6th July

The work below is all available on your Google Classroom. To log in you will need to search Norfolk School Portal. Log in with your nsix email address and password. Then click on "Classroom". If you have any difficulties logging in please email either Ms McMurray or Miss Blyth.

hcmurray37rb@nsix.org.uk or sblyth2nr4@nsix.org.uk

<p style="text-align: center;">Maths</p> <p style="text-align: center;">Adding and subtracting fractions</p>  <p style="text-align: center;">https://www.bbc.co.uk/bitesize/topics/zhdwxnb/articles/z9n4k7h</p> <p>Watch the revision video on the link above and complete the understanding checks and quiz. Then complete TWO SECTIONS from the fractions worksheet for this task.</p>	<p style="text-align: center;">English</p> <p>This week there is a writing task instead of a reading task.</p> <div style="text-align: center;"></div> <p>Go to the link below and watch the 'Authorfy' challenge by author Abi Elphinstone. (You will need to scroll down until you find her name on the videos page.)</p> <p style="text-align: center;">https://authorfy.com/10minutechallenges/</p> <p>Her short writing task asks you to describe the experience of crossing through to another world. Listen to her tips and then have a go!</p>
<p style="text-align: center;">Maths Challenge</p> <p>Complete the <i>Sports Day Data challenge</i> on page 29 in the Topical Maths booklet. This can be accessed on google classroom or on the school website.</p> 	<p style="text-align: center;">Spelling</p> <p><i>Spelling focus: verb or noun suffix '-al'</i></p> <ul style="list-style-type: none">● Practise the spellings from the list.● Write a 'spelling staircase' for each word.● Write the words in reverse alphabetical order! 
<p>Science topic: Rocks</p>  <p><u>Lesson 5: How do the rocks on the Earth's surface change?</u></p> <p>https://classroom.thenational.academy/lessons/how-do-the-rocks-on-our-earths-surface-change</p> <p>Watch the video lesson from the link above and complete the tasks as you go through it.</p> <p>Then:</p> <ol style="list-style-type: none">1. Create your own version of the ice or river erosion experiment, send us a photo and describe the results.2. Challenge: Research a place in the UK where erosion has shaped the coastline and send a photo with a fact about it. (optional)	