

Reading at Horsford CofE VA Primary School



EYFS and KS1




What is phonics?

- ▶ When your child starts school, they will be taught how to read using an approach called 'phonics'.
- ▶ What is phonics?

Phonics is about using....

Skills for reading and
spelling



Knowledge of the
alphabet

Learning phonics will help your child to become a confident reader and writer.

What does phonics look like at Horsford CofE VA Primary School?

► Daily Phonics lesson

Every phonics lesson has the following structure –

1. Revisit/Review - prior skills and knowledge is quickly looked at.
2. Teach – New knowledge and skills are introduced.
3. Practice/Apply – We practice using the skills and new knowledge in a context.

► Skills

1. Phoneme recognition – sounds that letters make
2. Word reading
3. Blending
4. Segmenting

Phonics at Horsford CofE VA Primary School

▶ Year One

- ▶ Daily phonics lesson where children continue to build on the knowledge and skills that they learnt in reception.
- ▶ Children are provided with opportunities to read and write in each session.
- ▶ Statutory phonics screening check taken by all children in June 2025.

▶ Year Two


- ▶ Daily phonics lesson where children continue to build on the knowledge and skills that they have acquired in reception and year one.
- ▶ A revised focus on alternative pronunciations of letter sounds.
- ▶ A greater emphasis on spelling strategies
- ▶ Children who did not pass the phonics screening check will be provided with additional support and they will have the opportunity to retake the check in June 2025.

Key vocabulary


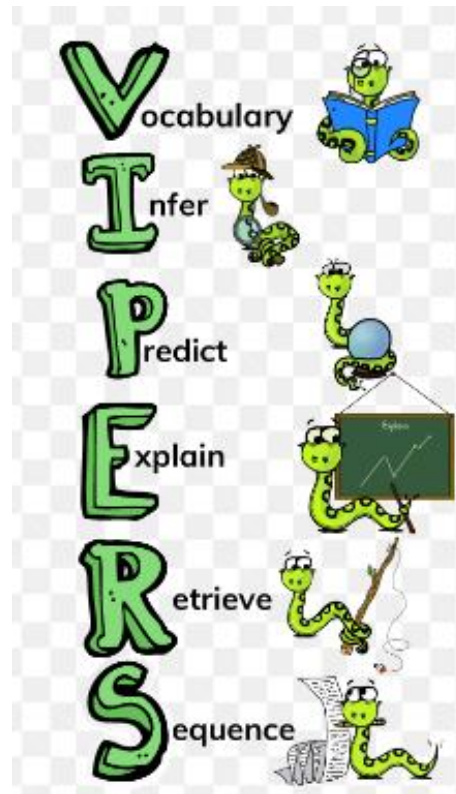
During phonics lessons, Teachers and Teaching Assistants will use the following vocabulary. This will support the children to become confident readers and writers.

- ▶ **Phoneme:** the smallest units of sound that are found within a word
- ▶ **Grapheme:** the spelling of the sound e.g. th or ch
- ▶ **Digraph:** two letters that make one sound when read
- ▶ **Trigraph:** three letters that make one sound
- ▶ **Quadgraph:** four letters that make one sound
- ▶ **CVC:** stands for consonant, vowel, consonant
- ▶ **Segmenting:** breaking up a word into its sounds
- ▶ **Blending:** putting the sounds together to read a word
- ▶ **Tricky words:** words that cannot easily be decoded

Guided Reading in Year 1 and Year 2








- ▶ Year One
- ▶ Daily
- ▶ The children will read in small groups led by an adult at least twice a week.
- ▶ Phonics focused book and independent tasks.
- ▶ Phonics focused skills and comprehension questions
- ▶ We switch to whole class guided reading in Summer term two in preparation for transition into Year 2.



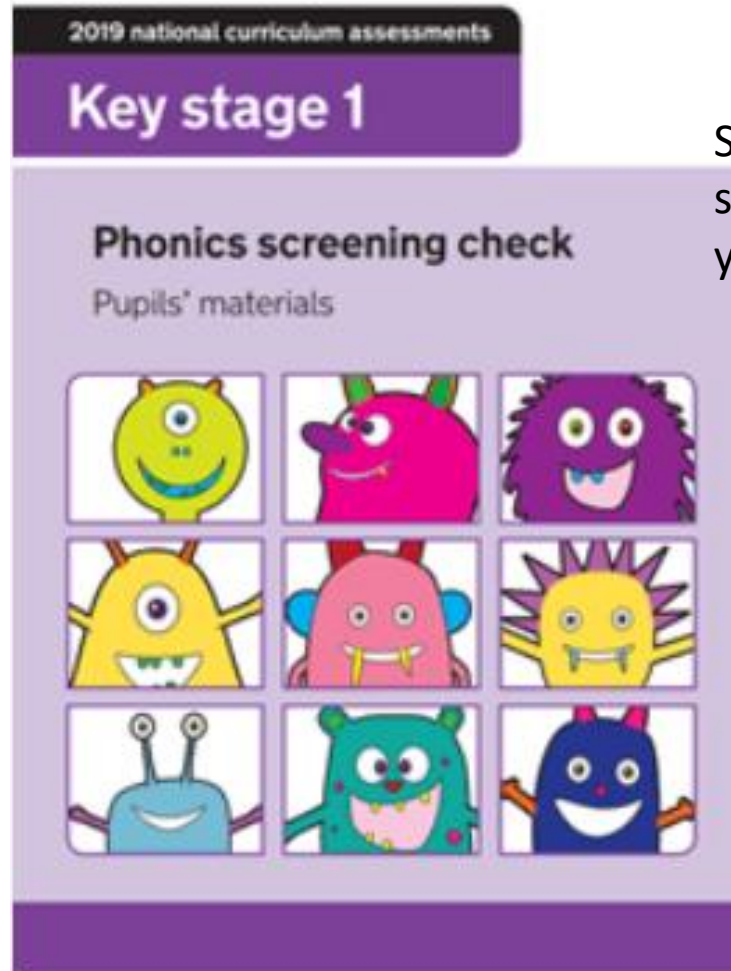
- ▶ Year Two
- ▶ Daily
- ▶ Whole class guided reading with adapted tasks to meet the individual of the children.
- ▶ Reading fluency, VIPERS comprehension questions.
- ▶ Additionally, children will read in a small group or one to one with an adult. This will then be recorded in their reading diary.

English lessons and story time



The children will be supported to apply the skills that they have learnt in both phonics and guided reading when exploring high quality texts in their English lessons. This will support them towards becoming fluent and confident readers.

Assessment opportunities



Statutory phonics screening check for all year one pupils.




The children in year one and year two will be taking part in reading assessments throughout the year. The assessments support teachers in making end of key stage assessment judgements.

What can I do to help?



Reading everyday with your child will help them to become a confident reader.




Yellow Word Wall					
I	put	like	come	out	says
the	has	are	little	oh	your
is	she	her	one	today	love
as	me	all	heard	Mr	once
a	be	they	were	Mrs	friend
no	we	have	pushes	people	
go	he	said	there	their	
of	was	call	what	called	
to	you	so	sure	looked	
into	my	do	after	ask	
his	by	some	when	asked	

Green Word Wall (Year 1 Common Exception Words)					
school	many	the	his	no	love
our	thought	a	has	go	here
house	through	do	I	so	friend
mouse	work	to	you	my	school
who	eyes	today	your	by	put
push	laughed	said	they	come	push
full	who	says	be	some	pull
pull	which	are	me	ask	full
water	why	were	he	asked	house
because	when	was	she	there	mouse
any	how	is	we	where	our

Blue Word Wall (Year 2 Common Exception Words)					
door	old	class	both	eye	sugar
floor	cold	grass	busy	child	sure
poor	gold	pass	half	children	parents
find	hold	fast	hour	Christmas	plant
kind	told	last	father	climb	pretty
behind	great	past	water	clothes	whole
could	break	move	who	even	wild
would	steak	prove	because	Mr	
should	any	improve	beautiful	Mrs	
after	many	bath	every	only	
again	money	path	everybody	most	

Make reading opportunities fun!



Please speak to your child's class teacher or myself if you have any questions.

Thank you for coming!